

2019-20 Data

## Finance - Public Institutions' Reporting Standard

### Reporting Standard

**Please indicate which reporting standards are used to prepare your financial statements:**

- GASB (Governmental Accounting Standards Board), using standards of GASB 34 & 35
- FASB (Financial Accounting Standards Board)

Please consult your business officer for the correct response before saving this screen. Your response to this question will determine the forms you will receive for reporting finance data.2021

## Finance - Public Institutions Using GASB Standards

**General Information: GASB-Reporting Institutions (aligned form)**

## Reporting Reminder:

- To the extent possible, the finance data requested in this report should be provided from your institution's audited General Purpose Financial Statements (GPFS).
- Please refer to the instructions specific to each screen of the survey for details and references.


**1. Fiscal Year Calendar**

This report covers financial activities for the 12-month fiscal year: (The fiscal year reported should be the most recent fiscal year ending before October 1, 2020.)

Beginning: month/year (MMYYYY)	Month: <input type="text" value="7"/>	Year: <input type="text" value="2019"/>
And ending: month/year (MMYYYY)	Month: <input type="text" value="6"/>	Year: <input type="text" value="2020"/>

**2. Audit Opinion**

Did your institution receive an unqualified opinion on its General Purpose Financial Statements from your auditor for the fiscal year noted above? (If your institution is audited only in combination with another entity, answer this question based on the audit of that entity.)

- Unqualified  
  Qualified (Explain in box below)  
 Don't know OR in progress (Explain in box below)

**3. Reporting Model**

GASB Statement No. 34 offers three alternative reporting models for special-purpose governments like colleges and universities. Which model is used by your institution?

- Business-type activities  
 Governmental Activities  
 Governmental Activities with Business-Type Activities

**4. Intercollegiate Athletics**

- a) If your institution participates in intercollegiate athletics, are the expenses accounted for as auxiliary enterprises or treated as student services?



Part A - Statement of Net Position Page 1

--





Part E-1 - Scholarships and Fellowships

--



Part E-2 - Sources of Discounts and Allowances

Fiscal Year: July 1, 2019 - June 30, 2020				
Line No.	Source of Discounts and Allowances	Amount of Source Applied to:		
		Tuition and fees discounts & allowances	Auxiliary enterprises discounts & allowances	Total discounts & allowances
12	Pell grants (federal)	9,375,889	0	9,375,889
13	Other federal grants (Do NOT include FDSL amounts)			

Part B - Revenues by Source (1)




Part B - Revenues by Source (3)

--





Part M-1 - Pension Information

Fiscal Year: July 1, 2019 - June 30, 2020			
Line No.	Description	Current year amount	Prior Year amount
01	Pension expense	27,631,083	
02	Net Pension liability	126,162,504	
03	Deferred inflows related to pension	1,711,108	
04	Deferred outflows related to pension	43,337,711	



Part M-2 - Postemployment Benefits Other than Pension (OPEB) Information

Fiscal Year: July 1, 2019 - June 30, 2020			
Line No.	Description	Current year amount	Prior Year amount
05	OPEB expense	89,981	
06	Net OPEB liability	41,797,198	
07	Deferred inflows related to OPEB	12,139,194	
08	Deferred outflows related to OPEB	2,611,448	





Part H - Details of Endowment Net Assets

Fiscal Year: July 1, 2019 - June 30, 2020			
Include not only endowment net assets held by the institution, but any assets held by private foundations affiliated with the institution.			
Line No.	Value of Endowment Net Assets	Market Value	Prior Year Amounts
01	Value of endowment net assets at the beginning of the fiscal year	152,799,604	151,228,776
02	Value of endowment net assets at the end of the fiscal year	167,125,774	152,799,604
03	Change in value of endowment net assets CV=[H02-H01]	14,326,170	
03a	New gifts and additions	711,293	
03b	Endowment net investment return	2,022,699	
03c	Spending distribution for current use	-8,279,803	
03d	Other CV=[H03-(H03a+H03b+H03c)]	19,871,981	








Part K - Expenditure Data for the Census Bureau

Part L - Debt and Assets for Census Bureau, page 1

Fiscal Year: July 1, 2019 - June 30, 2020		
Debt		
	Category	Amount
01	Long-term debt outstanding at beginning of fiscal year	215,219,593
02	Long-term debt issued during fiscal year	0
03	Long-term debt retired during fiscal year	25,941,409
04	Long-term debt outstanding at end of fiscal year	189,278,184
05	Short-term debt outstanding at beginning of fiscal year	0
06	Short-term debt outstanding at end of fiscal year	0

Part L - Debt and Assets for Census Bureau, page 2

Fiscal Year: July 1, 2019 - June 30, 2020		
Assets		
	Category	Amount
07	Total cash and security assets held at end of fiscal year in sinking or debt service funds	<input type="text" value="0"/>
08	Total cash and security assets held at end of fiscal year in bond funds	<input type="text" value="0"/>
09	Total cash and security assets held at end of fiscal year in all other funds	<input type="text" value="277,694,648"/>




 You may use the box below to provide additional context for the



## Summary

### Finance Survey Summary

IPEDS collects important information regarding your institution. All data reported in IPEDS survey components become available in the IPEDS Data Center and appear as aggregated data in various Department of Education reports. Additionally, some of the reported data appears specifically for your institution through the College Navigator website and is included in your institution's Data Feedback Report (DFR). The purpose of this summary is to provide you an opportunity to view some of the data that,

A large, empty rectangular box with a thin blue border, occupying the upper half of the page. It is currently blank.A large, empty rectangular box with a thin blue border, occupying the middle section of the page. It is currently blank.A large, empty rectangular box with a thin blue border, occupying the lower section of the page. It is currently blank.



Edit Report

Finance

Source	Description	Severity	Resolved	Options
<b>Screen: Statement of net position (1)</b>				
Screen Entry	The value of this field is expected to be greater than zero. Please correct your data or explain. (Error #5148)	Explanation	Yes	
Reason	Adjusted for Pension and OPEB portion now spread to the Kansas City campus from System Office.			
<b>Screen: Changes to Net Position</b>				