

Fall Enrollment 2019-20

Institution: Missouri University of Science and Technology (178411)

User ID: 29C0011

Overview

Fall Enrollment Overview

The Fall Enrollment component collects student enrollment counts by level of student, enrollment status, gender and race/ethnicity. In addition, first-time student retention rates and the student-to-faculty ratio are collected. Enrollment by age is required in odd-numbered years, and enrollment by residence of first-time undergraduates is required in even-numbered years.

Institutions operating on a traditional academic year calendar (semester, trimester, quarter, or 4-1-4) report Fall enrollment as of the institution's official fall reporting date or October 15. Institutions operating on a calendar that differs by program or that enrolls students on a continuous basis (referred to as program reporters) report Fall enrollment as students enrolled any time during the period August 1 and October 31.

Changes to reporting for 2019-20


- The term 'contact hour' has been replaced with the term 'clock hour'
- The term 'formal award' has been replaced with the term 'recognized postsecondary credential'




Institution: Missouri University of Science and Technology (178411)

User ID: 29C0011

Part A - Fall Enrollment for Full-Time Undergraduate Students















Part A - Fall Enrollment by Distance Education Status

Institution: Missouri University of Science and Technology (178411)

User ID: 29C0011

## Part A - Fall Enrollment by Distance Education Status

Of those students exclusively enrolled in <u>distance education courses</u> , report the number that are:		<u>Undergraduate Students</u>		<u>Graduate Students</u>
		<u>Degree/certificate-seeking</u>	Non-degree/non-certificate-seeking	
Located in	MO	<input type="text" value="24"/>	<input type="text" value="1"/>	<input type="text" value="229"/>
Located in the U.S. but not in	MO	<input type="text" value="11"/>	<input type="text" value="0"/>	<input type="text" value="350"/>
Located in the U.S. but state/jurisdiction unknown		<input type="text" value="0"/>	<input type="text" value="0"/>	<input type="text" value="0"/>
Located outside the U.S.		<input type="text" value="1"/>	<input type="text" value="0"/>	<input type="text" value="15"/>
Location unknown/unreported		0	0	0
Total students exclusively enrolled in distance education (from section above)		36	1	594





Institution: Missouri University of Scienc



Institution: Missouri University of Science and Technology (178411)

User ID: 29C0011

Part B - Fall Enrollment by Age and Gender for Full-time Graduate Students

Age Group	Gender	Enrollment
-----------	--------	------------

Institution: Missouri University of Science and Technology (178411)

User ID: 29C0011

Part B - Fall Enrollment by Age and Gender for Part-time Graduate Students


Institution: Missouri University of Science and Technology (178411)

User ID: 29C0011

Part C - Screening Question

Did any of your first-time degree/certificate-seeking undergraduate students (reported in Part A) enroll within 12 months of graduating high school or receiving their GED?

<input type="radio"/>	No, we do not have any first-time students who enrolled within 12 months of their high school graduation.
<input checked="" type="radio"/>	Yes, we have first-time students who enrolled within 12 months of their high school graduation.

You may use the space below to provide context for the data you've reported above.




Part C - Residence of First-time Undergraduates

NOTE: These data are optional this year.

Enrollment as of the institution's official fall reporting date or as of October 15, 2019

Enter at least one zero, where applicable, to verify that the screen has not been skipped.

State of residence when student was first admitted	FIPS Code	 Total first-time degree/certificate-seeking undergraduates (1)	Of students in column 1, those who enrolled within 12 months of high school graduation or receiving their GED (2)
Alabama	01	<input type="text" value="1"/>	<input type="text" value="1"/>
Alaska	02	<input type="text"/>	<input type="text"/>
Arizona	04	<input type="text"/>	<input type="text"/>
Arkansas	05	<input type="text" value="5"/>	<input type="text" value="5"/>
California	06	<input type="text" value="12"/>	<input type="text" value="12"/>
Colorado	08	<input type="text" value="8"/>	<input type="text" value="6"/>
Connecticut	09	<input type="text"/>	<input type="text"/>
Delaware	10	<input type="text"/>	<input type="text"/>
District of Columbia	11	<input type="text"/>	<input type="text"/>
Florida	12	<input type="text"/>	<input type="text"/>
Georgia	13	<input type="text"/>	<input type="text"/>
Hawaii	15	<input type="text"/>	<input type="text"/>
Idaho	16	<input type="text" value="1"/>	<input type="text" value="1"/>
Illinois	17	<input type="text" value="87"/>	<input type="text" value="86"/>
Indiana	18	<input type="text" value="3"/>	<input type="text" value="3"/>
Iowa	19	<input type="text" value="3"/>	<input type="text" value="3"/>



Institution: Missouri University of Science and Technology (178411)

User ID: 29C0011

## Part C - Residence of First-time Undergraduates

NOTE: These data are optional this year.

Enrollment as of the institution's official fall reporting date or as of October 15, 2019

Enter at least one zero, where applicable, to verify that the screen has not been skipped.

State of <u>residence</u> when student was first admitted	FIPS Code	Total <u>first-time</u> degree/certificate-seeking undergraduates (1)	Of students in column 1, those who enrolled within 12 months of high school graduation or receiving their GED (2)
South Carolina	45	<input type="text" value="1"/>	<input type="text" value="1"/>
South Dakota	46	<input type="text"/>	<input type="text"/>
Tennessee	47	<input type="text" value="4"/>	<input type="text" value="4"/>
Texas	48	<input type="text" value="21"/>	<input type="text" value="21"/>
Utah	49	<input type="text"/>	<input type="text"/>
Vermont	50	<input type="text"/>	<input type="text"/>
Virginia	51	<input type="text" value="4"/>	<input type="text" value="3"/>
Washington	53	<input type="text"/>	<input type="text"/>
West Virginia	54	<input type="text"/>	<input type="text"/>
Wisconsin	55	<input type="text" value="4"/>	<input type="text" value="4"/>
Wyoming	56	<input type="text"/>	<input type="text"/>
<u>State Unknown</u>	57	<input type="text"/>	<input type="text"/>
American Samoa	60	<input type="text"/>	<input type="text"/>
Federated States of Micronesia	64	<input type="text"/>	<input type="text"/>
Guam	66	<input type="text"/>	<input type="text"/>
Marshall Islands	68	<input type="text"/>	<input type="text"/>
Northern Marianas	69	<input type="text"/>	<input type="text"/>
Palau	70	<input type="text"/>	<input type="text"/>
Puerto Rico	72	<input type="text"/>	<input type="text"/>
Virgin Islands	78	<input type="text"/>	<input type="text"/>
Foreign Countries	90	<input type="text" value="13"/>	<input type="text" value="5"/>
Residence unknown/unreported	98	<input type="text" value="1"/>	<input type="text"/>
Total first-time degree/certificate-seeking undergraduates (from Part A)		1,145	1,116

You may use the space below to provide context for the data you've reported above.

--

Institution: Missouri University of Scienc











--

Institution: Missouri University of Science and Technology (178411)

User ID: 29C0011


Part F - Student-to-Faculty Ratio

Please provide your institution's student-to-faculty ratio (i.e., student-to-instructional staff) for undergraduate programs for Fall 2019. The student-to-faculty ratio and any accompanying context that is provided will be displayed on College Navigator.

Note: Logic in this item is similar to item I-2 from the Common Data Set data collection.

Click [here](#) to use a worksheet to help you determine the student-to-faculty ratio

Student-to-faculty ratio	18	to 1
Student-to-faculty ratio prior year	18	to 1

 You may use the space below to provide context for the data you've reported above. These context notes will be posted on the College Navigator website, and should be written to be understood by students and parents.

Institution: Missouri University of Science and Technology (178411)

User ID: 29C0011

Prepared by

The name of the preparer is being collected so that we can follow up with the appropriate person in the event that there are questions concerning the data. The Keyholder will be copied on all email correspondence to other preparers.

The time it took to prepare this component is being collected so that we can continue to improve our estimate of the reporting burden associated with IPEDS. Please include in your estimate the time it took for you to review instructions, query and search data sources, complete and review the component, and submit the data through the Data Collection System.

Thank you for your assistance.

This survey component was prepared by:

<input checked="" type="radio"/>	Keyholder	<input type="radio"/>	SFA Contact	<input type="radio"/>	HR Contact
<input type="radio"/>	Finance Contact	<input type="radio"/>	Academic Library Contact	<input type="radio"/>	Other

Name:

Email:

How many staff from your institution only were involved in the data collection and reporting process of this survey component?

Number of Staff (including yourself)

How many hours did you and others from your institution only spend on each of the steps below when responding to this survey component?

*Exclude the hours spent collecting data for state and other reporting purposes.*

Staff member	Collecting Data Needed		Revising Data to Match IPEDS Requirements		Entering Data		Revising and Locking Data	
Your office	<input type="text" value="20.75"/>	hours	<input type="text" value="0.00"/>	hours	<input type="text" value="2.00"/>	hours	<input type="text" value="1.25"/>	hours
Other offices	<input type="text" value="62.25"/>	hours	<input type="text" value="0.00"/>	hours	<input type="text" value="4.00"/>	hours	<input type="text" value="0.50"/>	hours

Summary

**Fall Enrollment Survey Summary**  
**Four-Year Institutions with Graduate Students**

IPEDS collects important information regarding your institution. All data reported in IPEDS survey components become available in the IPEDS Data Center and appear as aggregated data in various Department of Education reports. Additionally, some of the reported data appears specifically for your institution through the College Navigator website and is included in your institution's Data Feedback Report (DFR). The purpose of this summary is to provide you an opportunity to view some of the data that, when accepted through the IPEDS quality control process, will appear on the College Navigator website and/or your DFR. College Navigator is updated approximately three months after the data collection period closes and Data Feedback Reports will be available through the Data Center and sent to your institution's CEO in November 2019.

Please review your data for accuracy. If you have questions about the data displayed below after reviewing the data reported on the survey screens, please contact the IPEDS Help Desk at: 1-877-225-2568 or [ipedshelp@rti.org](mailto:ipedshelp@rti.org).

Student Enrollment	
Total enrollment	8,088
Undergraduate enrollment	6,454
Undergraduate transfer-in enrollment	278
Graduate enrollment	1,634
Student-to-faculty ratio	18 to 1


Percent of undergraduates by race/ethnicity:	
American Indian or Alaska Native	0%
Asian	4%
Black or African American	3%
Hispanic/Latino	4%
Native Hawaiian or Pacific Islander	0%
White	81%
Two or More Races	3%
Race and ethnicity unknown	1%
Nonresident alien	3%

Percent of undergraduate students by age:	
24 and under	95%
25 and over	5%
Age unknown	0%

Undergraduate Retention and Graduation Rate Cohort	
First-time, full-time bachelor's seeking student retention rate	82%
First-time, part-time bachelor's seeking student retention rate	38%
Graduation rate cohort as percent of total entering students	80%

Graduate Student Characteristics	
Percent of graduate students who are female	22%
Percent of graduate students who are full-time	56%

Institution: Missouri University of Science and Technology (178411)  
 Edit Report

User ID: 29C0011

Fall Enrollment

Missouri University of Science and Technology (178411)

Source	Description	Severity	Resolved	Options
--------	-------------	----------	----------	---------

Screen: Part E - First-time Bachelor 's Cohort Retention Rates (Part-time)

Screen Entry	The calculated cohort retention rate is outside the expected range when compared with the prior year value. Please correct your data or explain. (Error #6308)	Explanation	Yes	
Reason:	The larger than expected decrease is due to both the numerator and denominator being a small amount, any modest change in both will greatly change the percentage.			