








Institution: University of Missouri-Kansas City (178402)

User ID: 29C0011

? Were your annual total <u>library expenses</u> for Fiscal Year 2018:			
<input type="radio"/>	Less than \$100,000	<input checked="" type="radio"/>	Greater than or equal to \$100,000
Is the <u>library collection</u> entirely electronic?			
<input checked="" type="radio"/>	No	<input type="radio"/>	Yes



Institution: University of Missouri-Kansas City (178402)

User ID: 29C0011

IPEDS collects important information regarding your institution. All data reported in IPEDS survey components become available in the IPEDS Data Center and appear as aggregated data in various Department of Education reports. Additionally, some of the reported data appears in your institution's Data Feedback Report (DFR). The purpose of this summary is to provide you an opportunity to view some of the data that, when accepted through the IPEDS quality control process, will appear on your DFR. Data Feedback Reports will be available through the [Data Center](#) and sent to your institution's CEO in November 2018.

Please review your data for accuracy. If you have questions about the data displayed below after reviewing the data reported on the survey screens, please contact the IPEDS Help Desk at: 1-877-225-2568 or ipedshelp@rti.org.

Books	853,771	1,619,945
Databases		305
Media	612,299	47,197
Serials	12,744	103,230
Total Collection	1,478,814	1,770,677
Total Circulation	24,582	547,521

Salaries and wages	\$4,059,534
Fringe benefits	\$1,276,452
Materials/services expenses	\$2,514,136
Operations and maintenance expenses	\$933,454
Total expenses	\$8,783,576

Institution: University of Missouri-Kansas City (178402)

User ID: 29C0011

Edit Report

Academic Libraries

University of Missouri-Kansas City (178402)

Source	Description	Severity	Resolved	Options
Screen Entry	The number entered (24,582) is outside the expected range of between 43,129 and 80,095 compared to the prior year value. Please correct your data or explain. (Error #15015)	Explanation	Yes	
Reason:	Drop is the result of purchasing very few new physical books in favor of e-books, especially with recent budget cuts. We are also making a concerted effort to push the use of e-resources.			
Screen Entry	The number entered (612,299) is outside the expected range of between 1,146,943 and 2,130,035 compared to the prior year value. Please correct your data or explain. (Error #15015)	Explanation	Yes	
Reason:	The counts on physical media mistakenly reported volume count, not a title count.			
Screen Entry	The calculated value (1,478,814) is outside the expected range of between 1,752,071 and 3,253,845 compared to the prior year value. Please correct your data or explain. (Error #15027)	Explanation	Yes	
Reason:	The counts on physical media mistakenly reported volume count, not a title count.			