

Print Form(s)

Institution: University of Missouri-St Louis (178420)

User ID: 29C0011

Part C Selection

Part C (Residence of First-Time Degree/Certificate-Seeking Undergraduates) is optional this year.

Do you wish to complete Part C this year?

If you select 'Yes', you will be expected to complete the Part C screens.

If you select 'No', you will skip Part C.

Yes, I will complete Part C

Part A - Fall Enrollment for Graduate Students

Enrollment as of the institution's official fall reporting date or as of October 15, 2011

Graduate Students

Race/Ethnicity Reporting Reminder:

- ▮ Report Hispanic/Latino individuals of any race as Hispanic/Latino
- ▮ Report race for non-Hispanic/Latino individuals only

Graduate Student Reporting Reminder:

- ▮ Report all postbaccalaureate degree and certificate students as graduate students, including any doctor's-professional practice students (formerly first-professional)

Enrolled for <u>credit</u>	Total <u>full-time</u>	Total <u>part-time</u>	Total graduate students
Men			
<u>Nonresident alien</u>	71	17	88
<u>Hispanic/Latino</u>	12	20	32
<u>American Indian or Alaska Native</u>	3	3	6
<u>Asian</u>	22	21	43
<u>Black or African American</u>	19	84	103
<u>Native Hawaiian or Other Pacific Islander</u>	1	0	1
<u>White</u>	263	567	830
Two or more races	6	4	10
<u>Race and ethnicity unknown</u>	38	76	114
Total men	435	792	1,227
Total men prior year	451	771	1,222
Women			
<u>Nonresident alien</u>	101	31	132
<u>Hispanic/Latino</u>	9	39	48
<u>American Indian or Alaska Native</u>	1	5	6
<u>Asian</u>	23	46	69
Black or Afrik or Amecan			

Institution: University of Missouri-St Louis (178420)

User ID: 29C0011

Part A - Fall Enrollment Summary

Fall Enrollment Summary			
Students enrolled for credit	Total full-time students	Total part-time students	Grand total, all students
Men			
<u>Nonresident alien</u>	257	35	292
<u>Hispanic/Latino</u>	76	77	153
<u>American Indian or Alaska Native</u>	12	11	23
<u>Asian</u>	131	123	254
<u>Black or African American</u>	298	354	652
<u>Native Hawaiian or Other Pacific Islander</u>	3	2	5
<u>White</u>	1,904	2,775	4,679
Two or more races	38	24	62
<u>Race and ethnicity unknown</u>	260	263	523
Total men	2,979	3,664	6,643
Women			
<u>Nonresident alien</u>	261	39	300
<u>Hispanic/Latino</u>	91	122	213
<u>American Indian or Alaska Native</u>	9	11	20
<u>Asian</u>	127	207	334
<u>Black or African American</u>	806	1,147	1,953
<u>Native Hawaiian or Other Pacific Islander</u>	3	0	3
<u>White</u>	2,497	4,120	6,617
Two or more races	40	32	72
<u>Race and ethnicity unknown</u>	278	376	654
Total women	4,112	6,054	10,166
Grand Total (men+women)	7,091	9,718	16,809

Institution: University of Missouri-St Louis (178420)

User ID: 29C0011

Part B: Fall Enrollment by Age and Gender for Full-time Undergraduate StudentsEnrollment as of the institution's official fall reporting date or as of October 15, 2011

Age	<u>Full-time Undergraduate Students</u>	
	Men	Women
Under 18	38	64
18-19	332	544
20-21	605	988
22-24	811	1,040
25-29	483	448
30-34	153	166
35-39	65	91
40-49	44	99
50-64	13	29
65 and over	0	1
Age unknown/unreported	0	0
Total full-time undergraduate students (from part A)	2,544	3,470

Part B - Fall Enrollment by Age and Gender for Part-time Undergraduate Students

Institution: University of Missouri-St Louis (178420)

User ID: 29C0011

Part B - Fall Enrollment by Age and Gender for Full-time Graduate StudentsEnrollment as of the institution's official fall reporting date or as of October 15, 2011

Age	<u>Full-time Graduate Students</u>	
	Men	Women
Under 18	<input type="text"/>	<input type="text"/>
18-19	<input type="text"/>	<input type="text"/>
20-21	<input type="text" value="2"/>	<input type="text" value="18"/>
22-24	<input type="text" value="113"/>	<input type="text" value="259"/>
25-29	<input type="text" value="181"/>	<input type="text" value="218"/>
30-34	<input type="text" value="71"/>	<input type="text" value="75"/>
35-39	<input type="text" value="27"/>	<input type="text" value="21"/>
40-49	<input type="text" value="31"/>	<input type="text" value="31"/>
50-64	<input type="text" value="9"/>	<input type="text" value="19"/>
65 and over	<input type="text" value="1"/>	<input type="text" value="1"/>
Age unknown/unreported	0	0
Total full-time graduate students (from part A)	435	642

Part B - Fall Enrollment by Age and Gender for Part-time Graduate Students

Enrollment as of the institution's official fall reporting date or as of October 15, 2011

Age

Part-time Graduate Students

Institution: University of Missouri-St Louis (178420)


User ID: 29C0011

Part C - Screening Question

Did any of your first-time degree/certificate-seeking undergraduate students (reported in Part A) enroll within 12 months of graduating high school or receiving their GED?

- Yes, we have first-time students who enrolled within 12 months of their high school graduation.
- No, we do not have any first-time students who enrolled within 12 months of their high school graduation.

You may use the space below to provide context for the data you've reported above.

A large, empty rectangular text box with a light gray border, intended for providing context for the data reported above. The box is currently blank.


Institution: University of Missouri-St Louis (178420)

User ID: 29C0011

Part C - Residence of First-time Undergraduates

NOTE: These data are optional this year.

Enrollment as of the institution's official fall reporting date or as of October 15, 2011

State of <u>residence</u> when student was first admitted	FIPS Code	 Total <u>first-time</u> degree/certificate-seeking undergraduates (1)	Of students in column 1, those who enrolled within 12 months of high school graduation or receiving their GED (2)
Alabama	01	<input type="text"/>	<input type="text"/>
Alaska	02	<input type="text"/>	<input type="text"/>
Arizona	04	<input type="text" value="2"/>	<input type="text" value="2"/>
Arkansas	05	<input type="text"/>	<input type="text"/>
California	06	<input type="text" value="3"/>	<input type="text" value="2"/>
Colorado	08	<input type="text"/>	<input type="text"/>
Connecticut	09	<input type="text"/>	<input type="text"/>
Delaware	10	<input type="text"/>	<input type="text"/>
District of Columbia	11	<input type="text"/>	<input type="text"/>
Florida	12	<input type="text" value="2"/>	<input type="text" value="2"/>
Georgia	13	<input type="text"/>	<input type="text"/>
Hawaii	15	<input type="text"/>	<input type="text"/>
Idaho	16	<input type="text"/>	<input type="text"/>
Illinois	17	<input type="text" value="28"/>	<input type="text" value="27"/>
Indiana	18	<input type="text"/>	<input type="text"/>
Iowa	19	<input type="text"/>	<input type="text"/>
Kansas	20	<input type="text" value="3"/>	<input type="text" value="3"/>
Kentucky	21	<input type="text" value="2"/>	<input type="text" value="2"/>
Louisiana	22	<input type="text" value="1"/>	<input type="text" value="1"/>
Maine	23	<input type="text"/>	<input type="text"/>

Institution: University of Missouri-St Louis (178420)

User ID: 29C0011

Part C - Residence of First-time Undergraduates

NOTE: These data are optional this year.

Enrollment as of the institution's official fall reporting date or as of October 15, 2011

State of <u>residence</u> when student was first admitted	FIPS Code	Total <u>first-time</u> degree/certificate-seeking undergraduates (1)	Of students in column 1, those who enrolled within 12 months of high school graduation or receiving their GED (2)
Maryland	24	<input type="text"/>	<input type="text"/>
Massachusetts	25	<input type="text"/>	<input type="text"/>
Michigan	26	<input type="text" value="1"/>	<input type="text" value="1"/>
Minnesota	27	<input type="text"/>	<input type="text"/>
Mississippi	28	<input type="text"/>	<input type="text"/>
Missouri	29	<input type="text" value="407"/>	<input type="text" value="396"/>
Montana	30	<input type="text"/>	<input type="text"/>
Nebraska	31	<input type="text"/>	<input type="text"/>
Nevada	32	<input type="text"/>	<input type="text"/>
New Hampshire	33	<input type="text"/>	<input type="text"/>
New Jersey	34	<input type="text"/>	<input type="text"/>
New Mexico	35	<input type="text"/>	<input type="text"/>
New York	36	<input type="text" value="1"/>	<input type="text" value="1"/>
North Carolina	37	<input type="text"/>	<input type="text"/>
North Dakota	38	<input type="text"/>	<input type="text"/>
Ohio	39	<input type="text"/>	<input type="text"/>
Oklahoma	40	<input type="text" value="3"/>	<input type="text" value="3"/>
Oregon	41	<input type="text"/>	<input type="text"/>
Pennsylvania	42	<input type="text"/>	<input type="text"/>
Rhode Island	44	<input type="text"/>	<input type="text"/>

Part C - Residence of First-time Undergraduates

Institution: University of Missouri-St Louis (178420)

User ID: 29C0011

Part D - Total Undergraduate Entering Class**Total Undergraduate Entering Class, Fall 2011**

D1	Total full-time, first-time degree/certificate-seeking <u>undergraduates</u> from Part A (GRS <u>cohort</u>)	480
D2	Total <u>first-time</u> degree/certificate-seeking undergraduates (full-time + part-time) from Part A	504
D3	Total <u>transfer-in</u> degree/certificate-seeking undergraduates (full-time + part-time) from Part A	1,749
D4	Total <u>non-degree/certificate-seeking</u> undergraduates (full-time + part-time) from Part A	4,120
D5	Of the total non-degree/certificate-seeking undergraduates displayed on line D4, the number that are new to the institution in Fall 2011	235
	Total <u>entering students</u> at the undergraduate level	
D6	Note: This is calculated as first-time students (line D2) + students transferring to the institution (line D3) + non-degree/certificate-seeking undergraduates entering in Fall 2011 (line D5).	2,488
D7	Percentage of undergraduate entering class represented by your GRS <u>cohort</u> (line D1/line D6)	19

Part E - First-time Bachelor's Cohort Retention Rates (Full-time)

Retention Rates

Full-time, First-time Bachelor's Cohort from Fall 2010

Academic reporters determine the cohort and retention as of the institution's official fall reporting date or as of October 15. Program reporters determine the cohort with enrollment any time between August 1 and October 31, 2010 and retention based on August 1, 2011.

The retention rate is calculated by the system after clicking "Save" on the screen. Exclusions are subtracted from the original cohort and the resulting adjusted cohort is used for calculating the retention rate.

Retention Data Reporting Reminders:

Include only **full-time, first-time bachelor's** students in this cohort.

Determine the full-time cohort using Fall 2010 status (e.g. if a student was full-time in Fall 2010, report them in the full-time cohort regardless of their Fall 2011 status).

If there are no students to report in the cohort, enter zero. Do not leave the field blank.

Part E - First-time Bachelor's Cohort Retention Rates (Part-time)

Retention Rates

Part-time, First-time Bachelor's Cohort from Fall 2010

Academic reporters determine the cohort and retention as of the institution's official fall reporting date or as of October 15. Program reporters determine the cohort with enrollment any time between August 1 and October 31, 2010 and retention based on August 1, 2011.


The retention rate is calculated by the system after clicking "Save" on the screen. Exclusions are subtracted from the original cohort and the resulting adjusted cohort is used for calculating the retention rate.

Retention Data Reporting Reminders:

Include only **part-time, first-time bachelor's-seeking** students in this cohort.
Determine part-time using Fall 2010 attendance status (e.g. if a student was part-time in Fall 2010, report them in the part-time cohort regardless of their Fall 2011 status).
If there are no students to report in the cohort, enter zero. Do not leave the field blank.
Report in the exclusions box (line E7) the number of students from the cohort who left the institution for any of the following reasons: died or were totally and permanently disabled; to serve in the armed forces (including those called to active duty); to serve with a foreign aid service of the Federal Government (e.g. Peace Corps); or to serve on official church missions.

Prior year data

PART-TIME, FIRST-TIME BACHELOR'S COHORT RETENTION:

E6 Part-time, first-time Fall 2010 bachelor's cohort 

Part F - Student-to-Faculty Ratio

Please provide your institution's student-to-faculty ratio (i.e., student-to-instructional staff) for undergraduate programs for Fall 2011. The student-to-faculty ratio and any accompanying context that is provided will be displayed on College Navigator.

Note: Logic in this item is similar to item I-2 from the Common Data Set data collection.

Click [here](#) to use a worksheet to help you determine the student-to-faculty ratio

Student-to-faculty ratio

17

to 1

Student-to-faculty ratio prior year

17

Native Hawaiian or Pacific Islander	0%
White	68%
Two or More Races	1%
Race and ethnicity unknown	7%
Nonresident alien	3%
Percent of undergraduate students by age:	
24 and under	70%
25 and over	30%
Age unknown	0%

Undergraduate Retention and Graduation Rate Cohort	
First-time, full-time bachelor's seeking student retention rate	78%
First-time, part-time bachelor's seeking student retention rate	50%
Graduation rate cohort as percent of total entering students	
	19%

Graduate Student Characteristics	
Percent of graduate students who are female	66%
Percent of graduate students who are full-time	29%

Institution: University of Missouri-St Louis (178420)

User ID: 29C0011

Edit Report

Fall Enrollment

Institution: University of Missouri-St Louis (178420)