

Overview

Institutional Characteristics Overview

Welcome to the Institutional Characteristics (IC) component. This component collects important information about

Part B - Admissions and Estimated Enrollment

1. Does your institution have an open admission policy for all or most entering first-time degree/certificate-

Institution: University of Missouri-Columbia (178396)

User ID: 29C0011

Part B - Admission Requirements and Services - Admission Considerations


2. Please select the option that best describes how your institution uses any of the following data in its undergraduate selection process.

Admission Considerations	Required	Recommended	Neither Required nor Recommended	Don't Know
Secondary school GPA	<input type="radio"/>	<input checked="" type="radio"/>	<input type="radio"/>	<input type="radio"/>
Secondary school rank	<input checked="" type="radio"/>	<input type="radio"/>	<input type="radio"/>	<input type="radio"/>
Secondary school record	<input checked="" type="radio"/>	<input type="radio"/>	<input type="radio"/>	<input type="radio"/>
Completion of college-preparatory program	<input checked="" type="radio"/>	<input type="radio"/>	<input type="radio"/>	<input type="radio"/>
Recommendations	<input type="radio"/>	<input type="radio"/>	<input checked="" type="radio"/>	<input type="radio"/>
Formal demonstration of competencies (e.g., portfolios, certificates of mastery, assessment instruments)	<input type="radio"/>	<input checked="" type="radio"/>	<input type="radio"/>	<input type="radio"/>
<u>Admission test scores</u>				
<u>SAT / ACT</u>	<input checked="" type="radio"/>	<input type="radio"/>	<input type="radio"/>	<input type="radio"/>
Other Test (ABT, Wonderlic, WISC-III, etc.) Note: If this is the only requirement other than a diploma or equivalent, and few students are not admitted due to this test, please return to question 1 and indicate that your institution is open admission.	<input type="radio"/>	<input type="radio"/>	<input checked="" type="radio"/>	<input type="radio"/>
<u>TOEFL</u> (Test of English as a Foreign Language)	<input checked="" type="radio"/>	<input type="radio"/>	<input type="radio"/>	<input type="radio"/>

Part B - Admission Requirements and Services - Selection Process

--	--	--	--	--	--

ACT Writing

 You may use the space below to provide context for the data you've reported above. These context notes will be posted on the College Navigator website, and should be written to be understood by students and parents.

Part B - Estimated Fall Enrollment

Estimated 2012 Fall Enrollment

Provide an early estimate of the institution's fall enrollment for all levels offered. Levels should match those indicated 'Yes' in the IC Header survey. If you made an error in the IC Header survey, please contact the Help Desk.

These data will NOT appear in College Navigator, but will be made available via the IPEDS Data Center.

Estimates should be based on the definitions used in the IPEDS Fall Enrollment component submitted during the spring collection (for academic institutions report an estimate of the students that are/will be enrolled as of October 15, 2012; for program reporter institutions report an estimate of students enrolled in your institution at any time between August 1 and October 31, 2012). Prior year (PY) Fall Enrollment counts are provided for reference.

Part C - Student Services - Distance Opportunities

4. Which of the following selected student services are offered by your institution? [Check all that apply]

<input type="checkbox"/>	<u>Remedial services</u>
<input checked="" type="checkbox"/>	Academic/career <u>counseling services</u>
<input checked="" type="checkbox"/>	<u>Employment services for current students</u>
<input checked="" type="checkbox"/>	<u>Placement services for program completers</u>
<input type="checkbox"/>	On-campus <u>day care</u> for children of students
<input type="checkbox"/>	None of the above

5. Does your institution have its own library or are you financially supporting a shared library with another postsecondary education institution?

<input checked="" type="radio"/>	Have our own library
<input type="radio"/>	Do not have our own library but contribute financial support to a shared library
<input type="radio"/>	Neither of the above

6. Indicate whether or not any of the following alternative tuition plans are offered by your institution.

<input type="radio"/>	No
<input checked="" type="radio"/>	Yes
<input type="checkbox"/>	<u>Tuition guarantee</u>
<input checked="" type="checkbox"/>	<u>Prepaid tuition plan</u>
<input checked="" type="checkbox"/>	<u>Tuition payment plan</u>
<input type="checkbox"/>	Other (specify in box below)

Part C - Disability Service

--	--	--

--	--	--

--	--	--

Part D - Graduate Student Charges

If the institution charges an application fee, indicate the amount.


	Amount	Prior year
<u>Graduate application fee</u>	<input type="text" value="55"/>	55

Institution: University of Missouri-Columbia (178396)

User ID: 29C0011

Part D - Student Charges - Room and Board**10. What are the typical room and board charges for a student for the full academic year 2012-13?***If your institution offers room or board at no charge to students, enter zero.**If you report room and board separately, leave the combined charge blank. If you report a combined charge, leave the room and board charges blank.*

<u>Room</u> and <u>board charges</u>	Amount	Prior year
Room charge (Double occupancy)	5,564	5,343
Board charge (Maximum plan)	3,380	3,300
Combined room and board charge (Answer only if you CANNOT separate room and board charges.)	NA	



Part E - Athletic Association

1. Is this institution a member of a national athletic association?

<input type="radio"/>	No
<input checked="" type="radio"/>	Yes - Check all that apply
<input checked="" type="checkbox"/>	National Collegiate Athletic Association (NCAA)
<input type="checkbox"/>	National Association of Intercollegiate Athletics (NAIA)
<input type="checkbox"/>	National Junior College Athletic Association (NJCAA)
<input type="checkbox"/>	United States Collegiate Athletic Association (USCAA)
<input type="checkbox"/>	National Christian College Athletic Association (NCCAA)
<input type="checkbox"/>	Other






2. If this institution is a member of the NCAA or NAIA, specify the conference FOR EACH SPORT using the pull down menu.

Sport	NCAA or NAIA member			Conference
Football	<input type="radio"/>	No	<input checked="" type="radio"/> Yes-Specify	Southeastern Conference <input type="text"/>
Basketball	<input type="radio"/>	No	<input checked="" type="radio"/> Yes-Specify	Southeastern Conference <input type="text"/>
Baseball	<input type="radio"/>	No	<input checked="" type="radio"/> Yes-Specify	Southeastern Conference <input type="text"/>
Cross country and/or track	<input type="radio"/>	No	<input checked="" type="radio"/> Yes-Specify	Southeastern Conference <input type="text"/>

Institution: University of Missouri-Columbia (178396)

User ID: 29C0011

Prepared by

This survey component was prepared by:										
	Keyholder		SFA Contact		HR Contact		Finance Contact		Other	
Name:	<input type="text" value="Randy Sade"/>									
Email:	<input type="text" value="SadeR@umsystem.edu"/>									
How long did it take to prepare this survey component?										
	<input type="text" value="21"/>	hours	<input type="text" value="0"/>	minutes						
<p>The name of the preparer is being collected so that we can follow up with the appropriate person in the event that there are questions concerning the data. The Keyholder will be copied on all email correspondence to other preparers.</p> <p>The time it took to prepare this component is being collected so that we can continue to improve our estimate of the reporting burden associated with IPEDS. Please include in your estimate the time it took for you to review instructions, query and search data sources, complete and review the component, and submit the data through the Data Collection System.</p> <p>Thank you for your assistance.</p>										

Summary

**Institutional Characteristics Component Summary
Academic Year Reporters**

IPEDS collects important information regarding your institution. All data reported in IPEDS survey components become available in the IPEDS Data Center and appear as aggregated data in various Department of Education reports. Additionally, some of the reported data appears specifically for your institution through the College Navigator website and is included in your institution's Data Feedback Report (DFR). The purpose of this summary is to provide you an opportunity to view some of the data that, when accepted through the IPEDS quality control process, will appear on the College Navigator website and/or your DFR. College Navigator is updated approximately three months after the data collection period closes and Data Feedback Reports will be available through the ExPT and sent to your institution's CEO in November 2013.

Please review your data for accuracy. If you have questions about the data displayed below after reviewing the data reported on the survey screens, please contact the IPEDS Help Desk at: 1-877-225-2568 or ipedshelp@rti.org.

GENERAL INFORMATION	
Mission Statement	http://www.missouri.edu/about/mission.php
Are all the programs at your institution offered completely via distance education?	No
Special Learning Opportunities	ROTC (Army Navy Air Force) Study abroad Weekend/evening college Teacher certification (below the postsecondary level)
Student Services	Academic/career counseling services Employment services for current students Placement services for program complebelowh1h96 -1.5c2096 TD-.0001 Cr(y)-1.edit A#adDua-.Or predi-.Ortemic

Alternative tuition plans

Prepaid tuition plan
Tuition payment plan

Edit Report

Institutional Characteristics

University of Missouri-Columbia (178396)

Source	Description	Severity	Resolved	Options
--------	-------------	----------	----------	---------

