

[Print Form\(s\)](#)[Get PDF File](#)[Go Back](#)

Institution: University of Missouri-Kansas City (178402)

User ID: 29C0011

Overview

Welcome to the IPEDS Human Resources (HR) survey component. This survey collects important information about your institution's staff.

Human Resources Screening Questions

Institution: University of Missouri-Kansas City (178402)

User ID: 29C0011

Human Resources Screening Questions

If you answer report to this question and your institution has 15 or more full-time staff, you will be provided the screens to in the .

Yes

No

Part A - Employees by Assigned Position - Full-time staff, non-medical school

Primary function/ occupational activity (mutually exclusive categories)	Tenured	On tenure track	Not on tenure track/ no tenure system	Without faculty status	Total
<u>Primarily instruction</u>	308	102	269		679
<u>Instruction/research/public service</u>	13	3	56		72
Primarily instruction + Instruction/research/public service	321	105	325	0	751
<u>Primarily research</u>	1	2	59		62
<u>Primarily public service</u>		1	50		51


4B5E2709A769DC98300820AC387282B58071664118751E974F1980919-033611ED11E1011B655328C902Spad;218(nstr839;is)48147475

Institution: University of Missouri-Kansas City (178402)

User ID: 29C0011

Part A - Employees by Assigned Position - Full-time staff, medical school

Primary function/ occupational activity (mutually exclusive categories)	Tenured	On tenure track	Not on tenure track/ no tenure system	Without faculty status	Total
<u>Primarily instruction</u>	12	5	387		404
<u>Instruction/research/public service</u>	1		1		2
Primarily instruction + Instruction/research/public service	13	5	388	0	406
<u>Primarily research</u>	1	1	18		20
<u>Primarily public service</u>					0
Primarily instruction + Instruction/research/public service + Primarily research + Primarily public service	14	6	406	0	426
<u>Executive/administrative/managerial</u>	1			16	17
<u>Other professionals (support/service)</u>				25	25
<u>Technical and paraprofessionals</u>				4	4
<u>Clerical and secretarial</u>				32	32
<u>Skilled crafts</u>					0
<u>Service/Maintenance</u>				1	1
	15	6	406	78	505
Total from prior year					



Part B - Employees by Assigned Position - Part-time staff, non-medical school

Part B - Employees by Assigned Position - Part-time staff, medical school

Primary function/
occupational activity
(mutually exclusive categories)

Part C - Employees by Assigned Position - Total number of staff

Primary function/occupational activity	Full-time	Full-time from prior year	Part-time
--	-----------	---------------------------	-----------

Part D - Salaries - Full-time instructional staff by contract length/teaching period - Headcount



Gender and academic rank	Less-than-9-month	9/10-month	11/12-month	Total
--------------------------	-------------------	------------	-------------	-------

Professors

Part D - Salaries - Full-time instructional staff on 9/10-month contracts/teaching periods - Faculty status

Part E - Salaries - Full-time instructional staff on 9/10-month contracts/teaching periods - Salary outlays

Part E - Salaries - Full-time instructional staff on 11/12-month contracts/teaching periods - Salary outlays

Gender and academic rank	Total from Part D (Headcount screen)	Salary outlays	Average salary	Prior year Average salary
Professors	21	2,409,854	114,755	
Associate professors	39	4,019,314	103,059	
Assistant professors	39	3,300,292	84,623	
Instructors	5	304,983	 60,997	
Lecturers	4	125,592	 31,398	
No academic rank	24	1,103,683	45,987	
	132	11,263,718	85,331	
Professors	11	1,428,226	129,839	
Associate professors	34	3,162,922	93,027	
Assistant professors	51			

Part G - Fall Staff - Full-time Instruction/research/public service staff - On tenure track

Part G - Fall Staff - Full-time instruction/research/public service staff - Not on tenure track/no tenure system

Part G - Fall Staff - Full-time instruction/research/public service staff - Totals

	Total men	Total women	Total (men+women)
<u>Nonresident alien</u>	77	35	112
<u>Hispanic/Latino</u>	18	22	40
<u>American Indian or Alaska Native</u>	2	1	3
<u>Asian</u>	81	62	143
<u>Black or African American</u>	28	36	64

**Part I - Fall Staff - Full-time staff (excluding instruction/research/public service staff)
- Totals**

Part J - Fall Staff - Part-time professional staff

Institution: University of Missouri-Kansas City (178402)

User ID: 29C0011

Part J - Fall Staff - Part-time non-professional staff

Gender and race/ethnicity	<u>Technical and paraprofessionals</u>	<u>Clerical and secretarial</u>	<u>Skilled crafts</u>	<u>Service/Maintenance</u>
<u>Nonresident alien</u>	0	0		0
<u>Hispanic/Latino</u>	0	1		0
<u>American Indian or Alaska Native</u>	0	0		0
<u>Asian</u>	0	0		0
<u>Black or African American</u>	2	0		4
<u>Native Hawaiian or Other Pacific Islander</u>	0	0		0
<u>White</u>	13	5		11
Two or more races	0	0		0
<u>Race and ethnicity unknown</u>	0	0		0
	15	6	0	15
<u>Nonresident alien</u>	0	1		0
<u>Hispanic/Latino</u>	2	1		0
<u>American Indian or Alaska Native</u>	1	0		0
<u>Asian</u>	2	1		1
<u>Black or African American</u>	11	5		2
<u>Native Hawaiian or Other Pacific Islander</u>	0	0		0
<u>White</u>	29	19		11
Two or more races	1	0		1
<u>Race and ethnicity unknown</u>	2	0		1
	48	27	0	16
	63	33	0	31
Total from EAP	63	33	0	31

Institution: University of Missouri-Kansas City (178402)

User ID: 29C0011

Part J - Fall Staff - Graduate assistants and part-time grand total

Gender and race/ethnicity	Total (includes Part-time Professionals and Part-time Non- professionals)	<u>Graduate assistants</u>	Part-time grand total (includes graduate assistants)
<u>Nonresident alien</u>	4	99	103
<u>Hispanic/Latino</u>	9	12	21
<u>American Indian or Alaska Native</u>	4	0	4
<u>Asian</u>	9	11	20
<u>Black or African American</u>	18	10	28
<u>Native Hawaiian or Other Pacific Islander</u>	0	1	1
<u>White</u>	295	162	457
Two or more races	0	0	0
<u>Race and ethnicity unknown</u>	4	0	4
	343	295	638
<u>Nonresident alien</u>	8	65	73
<u>Hispanic/Latino</u>	15	8	23
<u>American Indian or Alaska Native</u>	2	2	4
<u>Asian</u>	14	11	25
<u>Black or African American</u>	28	7	35
<u>Native Hawaiian or Other Pacific Islander</u>	0	0	0
<u>White</u>	348	158	506
Two or more races	5	0	5
<u>Race and ethnicity unknown</u>	4	2	6
	424	253	677
	767	548	1,315
Total from EAP	767	548	1,315

Institution: University of Missouri-Kansas City (178402)

User ID: 29C0011

Part K - Fall Staff - Total number of staff

Gender and race/ethnicity	Full-time men	Full-time women	Part-time men	Part-time women	Total men	Total women
<u>Nonresident alien</u>	79	39	103	73	182	112
<u>Hispanic/Latino</u>	35	80	21	23	56	103
<u>American Indian or Alaska Native</u>	3	2	4	4	7	6
<u>Asian</u>	92	79	20	25	112	104
<u>Black or African American</u>	106	226	28	35	134	261
<u>Native Hawaiian or Other Pacific Islander</u>	2	1	1	0	3	1
<u>White</u>	871	991	457	506	1,328	1,497
Two or more races	7	12	0	5	7	17
<u>Race and ethnicity unknown</u>	14	18	4	6	18	24
	1,209	1,448			1,847	2,125

Part L - Fall Staff - New hires - Full-time instruction/research/public service staff - Faculty status

Institution: University of Missouri-Kansas City (178402)

User ID: 29C0011


Part L - Fall Staff - New hires - Totals

	Total men	Total women	Total (men+women)
<u>Nonresident alien</u>	11	6	17
<u>Hispanic/Latino</u>	5	9	14
<u>American Indian or Alaska Native</u>	1	1	2
<u>Asian</u>	7	17	24
<u>Black or African American</u>	8	12	20
<u>Native Hawaiian or Other Pacific Islander</u>	0	0	0
<u>White</u>	96	91	187
Two or more races	1	0	1
<u>Race and ethnicity unknown</u>	1	2	3
	130	138	268

Institution: University of Missouri-Kansas City (178402)

User ID: 29C0011

Human Resources Survey Evaluation



All Ranks

--

Institution: University of Missouri-Kansas City (178402)

User ID: 29C0011

Edit Report

Global Edits

Screen: PT medical

Screen: Salaries 11/12 mo

Print Form(s)

Get PDF File

Go Back