

Student Financial Aid 2017-18

2016-17 Data

Institution: University of Missouri-Kansas City (178402)

User ID: 29C0011

Overview

IPEDS Student Financial Aid Component Overview
Public Academic Reporters

Welcome to the Student Financial Aid (SFA) component. The purpose of the SFA component is to collect information about financial aid provided to various groups of undergraduate students and military/veteran educational benefits for all students at your institution.

Changes to This Year's SFA Component

There were no changes implemented for the 2017-18 data collection period.

Data Reporting Reminders**Undergraduate Student Groups**

You will be asked to report information for different groups of students.

- **Group 1:** All undergraduate students
- **Group 2:** Of Group 1, full-time, first-time degree/certificate-seeking students
- **Group 3:** Of Group 2, students who paid the in-state/in-district tuition rate and were awarded any grant/scholarship aid from the federal government, state/local government, or the institution
- **Group 4:** Of Group 2, students who paid the in-state/in-district tuition rate and were awarded any Title IV federal student aid

**COA Revisions**

Revisions to Cost of Attendance used to calculate the net price of attendance can be made in this component.

Consult the instructions and screens to make sure you are reporting the correct aid amounts for the correct groups of students.

College Affordability and Transparency Lists

Net price amounts calculated in SFA will be used to populate the Department's College Affordability and Transparency lists.

Interactive Edits and Error Messages

SFA contains interactive edits that will check for blank fields, invalid values, or values that fall outside expected ranges. Some error messages will require you to confirm or explain the values that you entered. Some error messages are fatal and will require you to contact the IPEDS Help Desk at 1-877-225-2568 for resolution.

Context Boxes

You will find optional text boxes throughout SFA. Context boxes allow you to provide more information about the data you enter. Some of these context boxes may be made available to the public on College Navigator, so make sure that the information you enter can be understood easily by students, parents, and the general public.

Resources

To download the survey materials for this component: [Survey Materials](#)

To access your prior year data submission for this component: [Reported Data](#)


Institution: University of Missouri-Kansas City (178402)

User ID: 29C0011

Section 1: Part A**Part A - Establish Your Groups**

Part A establishes the number of students in various groups. Note that the numbers on this screen will be carried forward to other parts of the Student Financial Aid component.


In the fields below, report the number of students in each of the following groups.

		 Fall 2016	YOUR PRIOR YEAR DATA
			Fall 2015
01	Group 1 All <u>undergraduate</u> students	<input type="text" value="11,704"/>	11,243
02	Group 2 Of those in Group 1, those who are <u>full-time</u> , <u>first-time</u> degree/certificate-seeking	<input type="text" value="1,195"/>	1,021
02a	Of those in Group 2, those who were awarded any <u>Federal Work Study</u> , <u>loans to students</u> , or grant or scholarship aid from the federal government, state/local government, the institution, or other sources known to the institution	<input type="text" value="1,110"/>	933
02b	Of those in Group 2, those who were awarded any <u>loans to students</u> or grant or scholarship aid from the federal government, state/local government, or the institution	<input type="text" value="1,077"/>	901
03	Group 3 Of those in Group 2, those paid the in-state or in-district tuition rate and who were awarded grant or scholarship aid from the federal government, state/local government, or the institution	<input type="text" value="898"/>	740
04	Group 4 Of those in Group 2, those paid the in-state or in-district tuition rate and who were awarded any <u>Title IV federal student aid</u>	<input type="text" value="721"/>	608


--

Section 1: Part C, Page 2

Part C includes financial aid information about Group 2. Group 2 students are all full-time, first-time degree/certificate-seeking undergraduate students enrolled in Fall 2016.

01	Grants or scholarships from the federal government, state/local government, or the institution		1,009	84	6,966,492	6,904
02	<u>Federal grants</u>		459	38	2,077,860	4,527
	02a	<u>Pell Grants</u>	458	38	2,041,884	4,458
	02b	<u>Other federal grants</u>	24	2	35,976	1,499
03	<u>State/local government grants or scholarships (grants/scholarships/waivers)</u>		403	34	931,591	2,312
04	<u>Institutional grants or scholarships (scholarships/fellowships)</u>		849	71	3,957,041	4,661
05	<u>Loans to students</u>		633	53	4,138,368	6,538
	05a	Federal loans	627	52	3,708,931	5,915
	05b	Other loans (including private loans)	42	4	429,437	10,225
						
Non-applicable						
<div style="border: 1px solid gray; height: 80px; width: 100%;"></div>						

	government, or the institution awarded to Group 3 students			

 The notes below provide context for the data you've reported above and may be posted on the College Navigator website. Choose one option that best explains your data or choose "Non-applicable" if you do not wish to provide context notes. If none of the options provided explains your institution's data, then choose "Other" and write your own context notes. Notes should be written to be understood by students and parents. For example, institutions may report here other sources of private aid not included in the categories listed.

					⚠

wish to provide context notes. If none of the options provided explains your institution's data, then choose "Other" and write your own context notes. Notes should be written to be understood by students and parents. For example, institutions may report here other sources of private aid not included in the categories listed.

--

Section 1: Part F

Part F Net Price Calculation for Group 3

		YOUR PRIOR YEAR DATA 2014-15	YOUR PRIOR YEAR DATA 2015-16	2016-17
Components of cost of attendance				
1	_____	7	8	8
2	_____	8	8	8
3	Room and board and other expenses by living arrangement			
	3 4 _____	9	8	8
	3 4 _____	9	8	8
	3 4 _____	9	8	8
4	Number of Group 3 students by living arrangement			
	3 4 _____	7	8	8
	3 4 _____	8	0	2
	3 4 _____	9	8	8
	3 4 _____	8	8	
5	Weighted average for room and board and other expenses by living arrangement (excluding unknown values)	9	8	8
6	Total cost of attendance	9	8	8
7	Average amount of grant or scholarship aid awarded to Group 3 students from the following sources: the federal government, state/local government, and the institution	9	8	8
8	Average institutional net price for Group 3 students	9	8	8


The notes below provide context for the data you've reported above and may be posted on the College Navigator website. Choose one option that best explains your data or choose "Non-applicable" if you do not wish to provide context notes. If none of the options provided explains your institution's data, then choose "Other" and write your own context notes. Notes should be written to be understood by students and parents. For example, institutions may report here other sources of private aid not included in the categories listed.

--

Section 1: Part G

Part G Net Price Calculation for Group 4

		YOUR PRIOR YEAR DATA 2014-15	YOUR PRIOR YEAR DATA 2015-16	2016-17
Components of cost of attendance				
1	_____	7	8	8
2	_____	8	8	9
3	Room and board and other expenses by living arrangement			
	a. _____	9	8	8
	b. _____	2	5	5
	c. _____	8	6	9
4	Number of Group 4 students by living arrangement			
	a. _____	9	9	8
	b. _____	2	8	8
	c. _____	8	6	7
	d. _____ 0	0	0	
5	Weighted average for room and board and other expenses by living arrangement (excluding unknown values)	8	8	8
6	Total cost of attendance by income level	9	8	9
7	Average amount of grant or scholarship aid awarded to Group 4 students from the following sources: the federal government, state/local government, and the institution			
	a. \$0-30,000	2	9	8
	b. \$30,001-48,000	8	9	8
	c. \$48,001-75,000	9	5	9
	d. \$75,001-110,000	3	2	8
	e. \$110,001 and more	8	9	8
8	Average institutional net price for Group 4 students			
	a. \$0-30,000	9	8	8
	b. \$30,001-48,000	8	8	9
	c. \$48,001-75,000	9	8	8
	d. \$75,001-110,000	8	8	8
	e. \$110,001 and more	9	8	8

 The notes below provide context for the data you've reported above and may be posted on the College Navigator website. Choose one option that best explains your data or choose "Non-applicable" if you do not wish to provide context notes. If none of the options provided explains your institution's data, then choose "Other" and write your own context notes. Notes should be written to be understood by students and parents. For example, institutions may report here other sources of private aid not included in the categories listed.

	
<div style="border: 1px solid gray; height: 100px; width: 100%;"></div>	

Institution: University of Missouri-Kansas City (178402)

User ID: 29C0011

Prepared by

The name of the preparer is being collected so that we can follow up with the appropriate person in the event that there are questions concerning the data. The Keyholder will be copied on all email correspondence to other preparers.

The time it took to prepare this component is being collected so that we can continue to improve our estimate of the reporting burden associated with IPEDS. Please include in your estimate the time it took for you to review instructions, query and search data sources, complete and review the component, and submit the data through the Data Collection System.

Thank you for your assistance.

This survey component was prepared by:

	Keyholder		SFA Contact		HR Contact
	Finance Contact		Academic Library Contact		Other
Name:	<input type="text" value="Randy Sade"/>				
Email:	<input type="text" value="SadeR@umsystem.edu"/>				

How many staff from your institution only were involved in the data collection and reporting process of this survey component?

<input type="text" value="4.00"/>	Number of Staff (including yourself)
-----------------------------------	--------------------------------------

How many hours did you and others from your institution only spend on each of the steps below when responding to this survey component?

Exclude the hours spent collecting data for state and other reporting purposes.

Staff member	Collecting Data Needed		Revising Data to Match IPEDS Requirements		Entering Data		Revising and Locking Data	
Your office	<input type="text" value="5.50"/>	hours	<input type="text" value="0.00"/>	hours	<input type="text" value="1.00"/>	hours	<input type="text" value="2.75"/>	hours
Other offices	<input type="text" value="16.50"/>	hours	<input type="text" value="0.00"/>	hours	<input type="text" value="1.50"/>	hours	<input type="text" value="3.50"/>	hours

	Number of students receiving benefits/assistance	Total dollar amount of benefits/assistance awarded through the institution
Post-9/11 GI Bill Benefits		
Undergraduate students	176	\$806,953
Graduate students	47	\$341,648
Total	223	\$1,148,601
Department of Defense Tuition Assistance Program		
Undergraduate students	10	\$24,171
Graduate students	12	\$30,285
Total	22	\$54,456

Institution: University of Missouri-Kansas City (178402)
Edit Report

User ID: 29C0011

[Student Financial Aid](#)