

**Overview**

You will find optional text boxes throughout SFA. Context boxes allow you to provide more information about the data you enter. Some of these context boxes may be made available to the public on College Navigator, so make sure that the information you enter can be understood easily by students, parents, and the general public.

To download the survey materials for this component: [Survey Materials](#)



**Section 1: Part B**

Group 1 students are ALL undergraduate students (including first-time students) enrolled in Fall 2017.

For this part, report:

- All undergraduate students




Section 1: Part C, Page 1

Part C, Page 1 - Enter Information about Group 2

In the fields below, report the number of Group 2 students paying in-district, in-state, and out-of-state tuition rates. If your institution does not offer different rates, report all students as paying in-state tuition rates.

Information from Part A:			Fall 2017		
Group 2					
Group 2			Fall 2017		YOUR PRIOR YEAR DATA
					Fall 2016
			Number of Group 2 students	Percentage of Group 2 students	Percentage of Group 2 students
		_____	<input type="text"/>		0
		_____	<input type="text"/>		67
		_____	<input type="text"/>		33
					0

Section 1: Part C, Page 2

Part C, Page 2 - Enter Information about Group 2

For These Students	The Following Type(s) of Aid	Awarded in This Period
<ul style="list-style-type: none"><li>• Full-time, first-time degree/certificate-seeking undergraduate students enrolled in Fall 2017</li></ul>	<ul style="list-style-type: none"><li>• Grant or scholarship aid from:<ul style="list-style-type: none"><li>◦ federal government</li><li>◦ state/local government</li><li>◦ the institution</li></ul></li><li>• Loans to students from:<ul style="list-style-type: none"><li>◦ the federal government</li><li>◦ other sources, including private or other loans</li></ul></li><li>• Do <b>not</b> include:<ul style="list-style-type: none"><li>◦ grant or scholarship aid from private or other sources</li><li>◦ PLUS loans or loans made to anyone other than the student</li></ul></li></ul>	<ul style="list-style-type: none"><li>• Any time during academic year 2017-18</li><li>• For program reporters, this is the aid year period from July 1, 2017 through June 30, 2018.</li></ul>

In the fields below, report the number of Group 2 students and the total amount of aid awarded to these students for each type of aid. Enter unduplicated student counts within a category (e.g., Pell Grants). However, a student can appear in more than one aid category.

Information from Part A:

Fall 2017

Group 2







## ction 1: Cost of Attendance



**Section 1: Part D**

--	--	--	--	--

nt,c-ate/lo)-0 -1cal-5s3	government, or the institution awarded to 3(C) - 3(c) 214(e) 2671(b) 8(v) 4.6(ei0 8(n -162io)) 7.1(i) 7.1(u)ioa			

**Section 1: Part E**

**Part E – Enter Information about Group 4**

Part E includes financial aid information about Group 4. undergraduate students enrolled in Fall 2017 paid the in-state or in-district tuition rate and who were awarded any Title IV federal student aid, including federal grants or federal student loans. The information you report in this part will be used in Part G to calculate average institutional net price by income level.


For this part, report:


For These Students	The Following Type(s) of Aid	Awarded in This Period
<ul style="list-style-type: none"> <li>• Full-time, first-time degree/certificate-seeking undergraduate students enrolled in Fall 2017 paid the in-state or in-district tuition rate and who were awarded any Title IV federal student aid</li> </ul>	<ul style="list-style-type: none"> <li>• Grant or scholarship aid from: federal government state/local government the institution</li> <li>• Do <b>not</b> include: grant or scholarship aid from private or other sources loan amounts Federal Work Study amounts</li> </ul>	<ul style="list-style-type: none"> <li>• Any time during academic year 2017-18</li> </ul>

In the fields below, report the number of Group 4 students with each type of living arrangement and the total amount of grant or scholarship aid from the federal government, state/local government, or the institution awarded to these students by income level.

Information from Part A: 2015-16 2016-17 2017-18

**Group 4**  
Full-time, first-time degree/certificate-seeking undergraduate












 The notes below provide context for the data you've reported above and may be posted on the College Navigator website. Choose one option that best explains your data or choose "Non-applicable" if you do not

---

---

**Section 2: Military Servicemembers and Veteran's Benefits - Undergraduate and Graduate**


--

Prepared by

	<input checked="" type="radio"/>		<input type="radio"/>		<input type="radio"/>		
	<input type="radio"/>		<input type="radio"/>		<input type="radio"/>		

Institution: Univer/GS7(sity )-6(of Misso)T15.4131007569003wPlan7839(5A)SLDve29SummaryEDS collects in



Institution: University of Missouri-Columbia (178396)

User ID: 29C0011

Edit Report

**There are no errors for the selected survey and institution.**