



**Part Selection**

<input type="radio"/>	

Institution: Missouri University of Science and Technology (178411)

User ID: 29C0011

**Part A - Fall Enrollment for Full-Time Undergraduate Students**Enrollment as of the institution's official fall reporting date or as of October 15, 2017**Full-time Undergraduate Students****Reporting Reminders:**

- Report Hispanic/Latino individuals of any race as Hispanic/Latino
- Report race for non-Hispanic/Latino individuals only
- Even though Teacher Preparation certificate programs may require a bachelor's degree for admission, they are considered subbaccalaureate undergraduate programs, and students in these programs are undergraduate students.

Enrolled for <u>credit</u>	<u>Degree/certificate-seeking</u>			Total degree/certificate-seeking	Non-degree/non-certificate-seeking	Total, <u>Full-time undergraduate students</u>
	<u>First-time</u>	<u>Transfer-in</u>	<u>Continuing/Returning</u>			
<u>Nonresident alien</u>	8	12	128	148	8	156
<u>Hispanic/Latino</u>	45	13	113	171	0	171
<u>American Indian or Alaska Native</u>	1	0	12	13	0	13
<u>Asian</u>	42	6	119	167	0	167
<u>Black or African American</u>	40	11	98	149	0	149
<u>Native Hawaiian or Other Pacific Islander</u>	0	0	1	1	0	1
<u>White</u>	907	174	2,719	3,800	1	3,801
Two or more races	35	4	84	123	0	123
<u>Race and ethnicity unknown</u>	8	0	73	81	0	81
<b>Total men</b>	1,086	220	3,347	4,653	9	4,662
Total men prior year	<b>1,116</b>	<b>264</b>	<b>3,380</b>	<b>4,760</b>	<b>6</b>	<b>4,766</b>

Enrolled for <u>credit</u>	<u>Degree/certificate-seeking</u>			Total degree/certificate-seeking	Non-degree/non-certificate-seeking	Total, <u>Full-time undergraduate students</u>
	<u>First-time</u>	<u>Transfer-in</u>	<u>Continuing/Returning</u>			
<u>Nonresident alien</u>	0	10	35	45	4	49
<u>Hispanic/Latino</u>	9	4	44	57	0	57
<u>American Indian or Alaska Native</u>	0	1	6	7	0	7
<u>Asian</u>	11	2	42	55	0	55
				43		43



**Part A - Fall Enrollment for Part-time Undergraduate Students**

<u>Black or African American</u>	<input type="text" value="0"/>	<input type="text" value="1"/>	<input type="text" value="6"/>		<input type="text" value="1"/>	
<u>Native Hawaiian or Other Pacific Islander</u>	<input type="text" value="0"/>	<input type="text" value="0"/>	<input type="text" value="0"/>	0	<input type="text" value="0"/>	0
<u>White</u>	<input type="text" value="2"/>	<input type="text" value="11"/>	<input type="text" value="122"/>	135	<input type="text" value="7"/>	142
Two or more races	<input type="text" value="0"/>	<input type="text" value="0"/>	<input type="text" value="2"/>	2	<input type="text" value="0"/>	2
<u>Race and ethnicity unknown</u>	<input type="text" value="0"/>	<input type="text" value="0"/>	<input type="text" value="7"/>	7	<input type="text" value="0"/>	7
	2	12	161	175	10	185
Total women prior year						
	12	46	700	758	33	791
Grand total (men+women) prior year						





<u>White</u>	65	101	166
Two or more races	5	4	9
<u>Race and ethnicity unknown</u>	4	4	8
	255	160	415
Total women prior year			
	1,216	748	1,964
Grand total (men+women) prior year			



Institution: Missouri University of Science and Technology (178411)

User ID: 29C0011

**Part A - Fall Enrollment by Distance Education Status**

	<u>Degree/Certificate Seeking</u>	Non-Degree/Non-Certificate Seeking	
 <i>exclusively</i>	<input type="text" value="17"/>	<input type="text" value="0"/>	<input type="text" value="598"/>
<i>in some</i>	<input type="text" value="1,016"/>	<input type="text" value="0"/>	<input type="text" value="122"/>
<i>Not enrolled</i>	5,839	47	1,244
(from prior part A screens)	6,872	47	1,964
 provide context			
<div style="border: 1px solid gray; height: 100px; width: 100%; position: relative;"> <span style="position: absolute; top: 5px; right: 5px;">^</span> <span style="position: absolute; bottom: 5px; right: 5px;">v</span> <span style="position: absolute; left: 5px; bottom: 5px;">&lt;</span> <span style="position: absolute; right: 5px; bottom: 5px;">&gt;</span> </div>			





Institution: Missouri University of Science and Technology (178411)

User ID: 29C0011

**Part B - Fall Enrollment by Age and Gender for Full-time Undergraduate Students**Enrollment as of the institution's official fall reporting date or as of October 15, 2017

Age	Full-time Undergraduate Students	
	Men	Women
Under 18	19	12
18-19	1,790	588
20-21	1,672	569
22-24	943	250
25-29	159	28
30-34	46	9
35-39	21	8
40-49	8	2
50-64	4	0
65 and over		
Age unknown/unreported	0	0
Total full-time undergraduate students (from part A)	4,662	1,466

Institution: Missouri University of Science and Technology (178411)

User ID: 29C0011

**Part B - Fall Enrollment by Age and Gender for Part-time Undergraduate Students**Enrollment as of the institution's official fall reporting date or as of October 15, 2017

Age	Part-time Undergraduate Students	
	Men	Women
Under 18	12	5
18-19	77	24
20-21	202	60
22-24	210	72
25-29	51	14
30-34	26	5
35-39	9	1
40-49	16	2
50-64	2	2
65 and over	1	0
Age unknown/unreported	0	0
Total part-time undergraduate students (from part A)	606	185

**Part B - Fall Enrollment by Age and Gender for Full-time Graduate Students**


**Part B - Fall Enrollment by Age and Gender for Part-time Graduate Students**

Age Group	Gender	Enrollment
-----------	--------	------------

**Part C - Screening Question**

<input type="radio"/>	
<input type="radio"/>	




**Part C - Residence of First-time Undergraduates**

**NOTE: These data are optional this year.**

**Enrollment as of the institution's official fall reporting date or as of October 15, 2017**

Enter at least one zero, where applicable, to verify that the screen has not been skipped.

State of <u>residence</u> when student was first admitted	FIPS Code	 Total <u>first-time</u> degree/certificate-seeking undergraduates (1)	Of students in column 1, those who enrolled <b>within 12 months</b> of high school graduation or receiving their GED (2)
Alabama	01	<input type="text"/>	<input type="text"/>
Alaska	02	<input type="text"/>	<input type="text"/>
Arizona	04	<input type="text" value="2"/>	<input type="text" value="2"/>
Arkansas	05	<input type="text" value="6"/>	<input type="text" value="6"/>
California	06	<input type="text" value="14"/>	<input type="text" value="14"/>
Colorado	08	<input type="text" value="5"/>	<input type="text" value="5"/>
Connecticut	09	<input type="text" value="1"/>	<input type="text" value="1"/>
Delaware	10	<input type="text"/>	<input type="text"/>
District of Columbia	11	<input type="text"/>	<input type="text"/>
Florida	12	<input type="text" value="4"/>	<input type="text" value="4"/>
Georgia	13	<input type="text" value="1"/>	<input type="text" value="1"/>
Hawaii	15	<input type="text"/>	<input type="text"/>
Idaho	16	<input type="text"/>	<input type="text"/>
Illinois	17	<input type="text" value="107"/>	<input type="text" value="107"/>
Indiana	18	<input type="text" value="2"/>	<input type="text" value="2"/>
Iowa	19	<input type="text" value="3"/>	<input type="text" value="3"/>
Kansas	21 0 0 1	<input type="text" value="307.86 384.42 cm 01c Tc[10]6.6(7)"/>	<input type="text" value="JETd 8 l0 - 1 -.78 -21 l-.78 0 lh0 -21.72 m-150.78 -21.72 l-1"/>

Institution: Missouri University of Science and Technology (178411)

User ID: 29C0011

**Part C - Residence of First-time Undergraduates****NOTE: These data are optional this year.****Enrollment as of the institution's official fall reporting date or as of October 15, 2017**

Enter at least one zero, where applicable, to verify that the screen has not been skipped.

State of <u>residence</u> when student was first admitted	FIPS Code	Total <u>first-time</u> degree/certificate-seeking undergraduates (1)	Of students in column 1, those who enrolled <b>within 12 months</b> of high school graduation or receiving their GED (2)
Maryland	24	<input type="text" value="1"/>	<input type="text" value="1"/>
Massachusetts	25	<input type="text"/>	<input type="text"/>
Michigan	26	<input type="text" value="1"/>	<input type="text" value="1"/>
Minnesota	27	<input type="text" value="1"/>	<input type="text" value="1"/>
Mississippi	28	<input type="text"/>	<input type="text"/>
Missouri	29	<input type="text" value="1,195"/>	<input type="text" value="1,181"/>
Montana	30	<input type="text"/>	<input type="text"/>
Nebraska	31	<input type="text" value="7"/>	<input type="text" value="7"/>
Nevada	32	<input type="text" value="1"/>	<input type="text" value="1"/>
New Hampshire	33	<input type="text"/>	<input type="text"/>
New Jersey	34	<input type="text"/>	<input type="text"/>
New Mexico	35	<input type="text"/>	<input type="text"/>
New York	36	<input type="text" value="1"/>	<input type="text" value="1"/>
North Carolina	37	<input type="text" value="1"/>	<input type="text" value="1"/>
North Dakota	38	<input type="text"/>	<input type="text"/>
Ohio	39	<input type="text" value="1"/>	<input type="text" value="1"/>
Oklahoma	40	<input type="text" value="5"/>	<input type="text" value="5"/>
Oregon	41	<input type="text" value="1"/>	<input type="text" value="1"/>
Pennsylvania	42	<input type="text"/>	<input type="text"/>
Rhode Island	44	<input type="text"/>	<input type="text"/>

**Part C - Residence of First-time Undergraduates**

---

The main body of the page is a large, empty rectangular area, likely intended for data entry or reporting. It is bounded by a thin vertical line on the left side and a thin horizontal line at the top, which together with the header text define the form's structure.



**Part D - Total Undergraduate Entering Class**

Total Undergraduate Entering Class, Fall 2017

Total Undergraduate Entering Class, Fall 2017		
D1	Total full-time, first-time degree/certificate-seeking <u>undergraduates</u> from Part A (GR <u>cohort</u> )	1,414
D2	Total <u>first-time</u> degree/certificate-seeking undergraduates (full-time + part-time) from Part A	1,426
D3	Total <u>transfer-in</u> degree/certificate-seeking undergraduates (full-time + part-time) from Part A	348
D4	Total <u>non-degree/non-certificate-seeking</u> undergraduates (full-time + part-time) from Part A	47
D5	Of the total non-degree/non-	

JTT4511 Tf-7.5767 0 TD-00083Tc.0031 T





**Part E - First-time Bachelor's Cohort Retention Rates (Part-time)**

Table content is missing or blank.







Institution: Missouri University of Science and Technology (178411)

User ID: 29C0011

IPEDS collects important information regarding your institution. All data reported in IPEDS survey components become available in the IPEDS Data Center and appear as aggregated data in various Department of Education reports. Additionally, some of the reported data appears specifically for your institution through the College Navigator website and is included in your institution's Data Feedback Report (DFR). The purpose of this summary is to provide you an opportunity to view some of the data that, when accepted through the IPEDS quality control process, will appear on the College Navigator website and/or your DFR. College Navigator is updated approximately three months after the data collection period closes and Data Feedback Reports will be available through the [Data Center](#) and sent to your institution's CEO in November 2017.

Please review your data for accuracy. If you have questions about the data displayed below after reviewing the data reported on the survey screens, please contact the IPEDS Help Desk at: 1-877-225-2568 or [ipedshelp@rti.org](mailto:ipedshelp@rti.org).

Total enrollment	8,883
Undergraduate enrollment	6,919
Undergraduate transfer-in enrollment	348
Graduate enrollment	1,964
Student-to-faculty ratio	19 to 1

Percent of all students who are female	23%
Percent of all students by race/ethnicity:	
American Indian or Alaska Native	0%
Asian	4%
Black or African American	3%
Hispanic/Latino	4%
Native Hawaiian or Pacific Islander	0%
White	73%
Two or More Races	3%
Race and ethnicity unknown	2%
Nonresident alien	12%

Percent of undergraduates who are female	24%
Percent of undergraduates who are full-time	89%
Percent of undergraduates by race/ethnicity:	
American Indian or Alaska Native	0%



Institution: Missouri University of Science and Technology (178411)

User ID: 29C0011

Edit Report

**Fall Enrollment**

Missouri University of Science and Technology (178411)

Source	Description	Severity	Resolved	Options