



### Undergraduate Instructional Activity Type

Undergraduate instructional activity data in Part B may be reported in units of contact hours or credit hours.  
Which instructional activity units will you use to report undergraduate instructional activity?

Please note that any graduate level instructional activity must be reported in credit hours.

<input type="radio"/>	
<input checked="" type="radio"/>	
<input type="radio"/>	

Institution: University of Missouri-Kansas City (178402)

User ID: 29C0011

**Part A - Unduplicated Count**

**12-month Unduplicated Count by Race/Ethnicity and Gender**  
**July 1, 2017 - June 30, 2018**

**Reporting Reminders:**

- Report Hispanic/Latino individuals of any race as Hispanic/Latino
- Report race for non-Hispanic/Latino individuals only
- Even though Teacher Preparation certificate programs may require a Bachelor's degree for admission, they are considered subbaccalaureate undergraduate programs, and students in these programs are undergraduate students.

**Graduate Student Reporting Reminder:**

- Report all postbaccalaureate degree and certificate students as graduate students, including any doctor's - professional practice students (formerly first-professional)

**Men**

Students enrolled for <u>credit</u>	<u>Undergraduate students</u>	<u>Graduate students</u>
<u>Nonresident alien</u>	384	541
<u>Hispanic/Latino</u>	503	112
<u>American Indian or Alaska Native</u>	14	7
<u>Asian</u>	310	167
<u>Black or African American</u>	528	132
<u>Native Hawaiian or Other Pacific Islander</u>	11	1
<u>White</u>	3,588	1,480
Two or more races	233	44
<u>Race and ethnicity unknown</u>	213	128
<b>Total men</b>	5,784	2,612
Total men prior year	<b>5,815</b>	<b>2,865</b>







**Women**

Students enrolled for <u>credit</u>	<u>Undergraduate students</u>	<u>Graduate students</u>
<u>Nonresident alien</u>	224	336
<u>Hispanic/Latino</u>	726	122
<u>American Indian or Alaska Native</u>	20	15
<u>Asian</u>	471	246
<u>Black or African American</u>	1,014	263
<u>Native Hawaiian or Other Pacific Islander</u>	12	0
<u>White</u>		





Prepared by

## Summary screen

### 12-Month Enrollment Component Summary

IPEDS collects important information regarding your institution. All data reported in IPEDS survey components become available in the IPEDS Data Center and appear as aggregated data in various Department of Education reports. Additionally, some of the reported data appears

**12-month Enrollment**

University of Missouri-Kansas City (178402)

Source	Description	Severity	Resolved	Options
--------	-------------	----------	----------	---------

**Global Edits**
